

asustor

ASUSTOR Inc.
3F., No.136, Daye Rd.,
Beitou Dist., Taipei City ,
Taiwan
+886 2 7737 0888



asustor

ADM

ASUSTOR Data Master



asustor

ADM

ASUSTOR Data Master



INNOVATION MAKES A DIFFERENCE

The Amazing Starts Here

ASUSTOR Data Master (ADM) is an operating system developed by ASUSTOR Inc. that comes pre-installed with all ASUSTOR NAS devices. ADM was designed around the use of applications and its original web-based graphical user interface allows you to handily organize your applications by page. ADM supports multi-tasking and also comes pre-installed with a rich assortment of applications. Furthermore, you can use App Central to install any additional apps that you may need, creating a personalized and multi-featured NAS device for yourself.



Simple, Intuitive and Easy to Use

ASUSTOR Data Master (ADM) is the dedicated operating system for all ASUSTOR NAS devices. It offers an intuitive and familiar user experience similar to most tablet device interfaces, effectively providing zero learning curve.



24/7 Convenient File Access and Backup

ADM provides seamless cross-platform file sharing, allowing you to easily access your NAS from Windows, Mac OS X, or Unix-like operating systems. Furthermore, your data is always within reach no matter if you are using a PC, notebook, tablet or smartphone. ASUSTOR NAS offers a complete host of data protection and backup solutions. Features such as RAID and two-way transfer support offer bullet-proof protection and flexible application. Savor a stress free and liberating user experience.



Awesome Add-on Functionality with Just One Click

ADM's exclusive App Central App repository contains countless surprises. Install a variety of unique Apps for free with just a single mouse click.



Light Up Your Digital Life

ASUSTOR NAS offers a variety of exciting digital entertainment possibilities. From multimedia streaming, to high quality audio experiences to the game-changing ASUSTOR Portal, all can be had via free add-on Apps.



Your NAS, Your Style

ADM allows you to customize the sign in page style and images giving your NAS a unique look. Furthermore, an additional variety of customizable options help you to create a truly personalized NAS.

The Amazing Starts Here	01 - 02
File Management & Sharing	03
EZ-Connect	04
Backup & Restore	05 - 06
Home Entertainment	07 - 08
Simplified Management	09
System & Data Security	10 - 11
Server Hosting	12
Virtualization Solutions	13 - 14
ASUSTOR Exclusive	15
Surveillance	16
Hardware Specifications	17 - 18

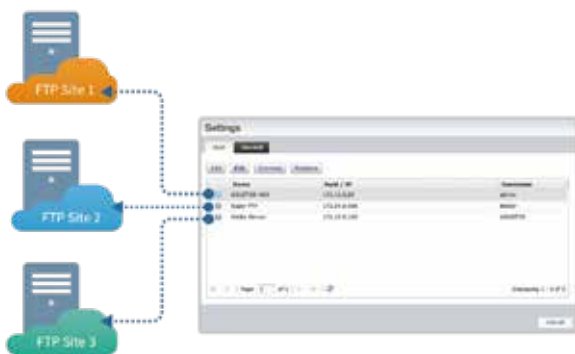
File Management & Sharing



Windows, Mac, Linux

ASUSTOR NAS devices provide seamless cross-platform file sharing, allowing you to easily connect to your NAS device no matter if you are using Windows, Mac OS, or Unix-like operating systems. The transfer protocols that you may use to connect to an ASUSTOR NAS device are as follows:

- Windows: CIFS/SMB 、FTP 、WebDAV
- Mac OS X: AFP 、SMB 、NFS 、FTP 、WebDAV
- Linux: NFS 、SMB 、FTP 、WebDAV



FTP Explorer

Manage multiple FTP sites

FTP Explorer provides users with an FTP site management function that allows users to store and manage information for all their favorite FTP sites. Users need only click on the FTP site of their choice to quickly connect to it. Furthermore, users are also able to enjoy simultaneous file transfers to multiple FTP sites along with bandwidth controls which increase productivity and efficiency.



File Explorer

File Explorer comes pre-installed with ADM and can be used to browse and manage the files on your NAS. It is able to display all directories and files found on your storage volumes. No matter if the task is uploading, downloading, moving, copying, compressing, decompressing or ISO file mounting, all of these tasks and more can be done from within File Explorer.

File Explorer is also able to facilitate file sharing over the Web. An internet connection and a Web browser are all you need. Users on the NAS simply need to open ADM in their favorite Web browser to begin sharing, uploading and downloading files with File Explorer.

Share Links lets you instantly create download links for files that you want to share, allowing you to share files with people who don't have accounts on the NAS. Expiry dates can also be set for each Share Link that you create, allowing for safe and flexible management. When you have multiple files that you wish to share, you can choose to share them via a single Share Link for all the files or via individual Share Links for each individual file. When your friend or colleague receives a share link, he/she can see the shared files/folders list with just one click and select only the needed files to download. This makes file sharing more intuitive and flexible.

Support for Resuming Downloads



With FTP Explorer you will no longer need to worry about restarting file transfers due to dropped connections or interruptions. FTP Explorer fully supports resuming downloads allowing file transfers to pick up right where they left off after a disconnection, effectively eliminating the need to waste time on restarting file transfers.



EZ-Connect



EZ-Router

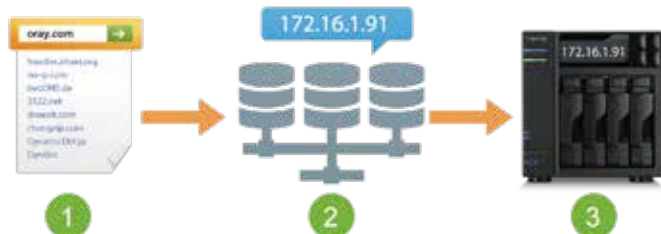
Still trying to find a way to get remote access to your NAS?
Struggling with router configuration and don't know where to start?
ADM's built-in EZ-Router function can help you easily complete router configuration in a snap.

EZ-Router allows your NAS to quickly integrate with the cloud by helping you configure designated ports. Additionally, it also gives you the flexibility to specify the services you want enabled helping you to create a customized cloud server for yourself.



EZ-Connect

Worried about the safety of storing your data in public cloud storage? ASUSTOR's built-in EZ-Connect function can help you to quickly create your own private cloud. Sign up for a unique and personal Cloud ID and you will be able to connect to your ASUSTOR NAS from almost any corner of the world.



DDNS

Can't remember your ever-changing IP address?
Sign up for DDNS service to get an easy to remember hostname for your NAS. Further pair it with the EZ-Router function and you can get remote access to your NAS from anywhere and at any time.



ADM 3.0 provides easy connections by supporting a new Internet Passthrough function that helps users to simplify previously complex router configurations. For computer users, they only need to install the new ASUSTOR EasyConnect (AEC) utility to utilize the Internet Passthrough function and conveniently connect to their NAS at home. Furthermore, they will also be use AEC to map their NAS to their computer as a network drive for convenient access.

Backup & Restore



Windows Backup

ASUSTOR's Backup Plan software for Windows provides you with worry-free backup. Simply schedule a regular backup job of your PC to your NAS, then let Backup Plan take care of the rest. Backup Plan will work in the background to ensure that your PC is always backed up.

Backup plan supports up to 16 different plans, giving you supreme flexibility for your data backup needs.



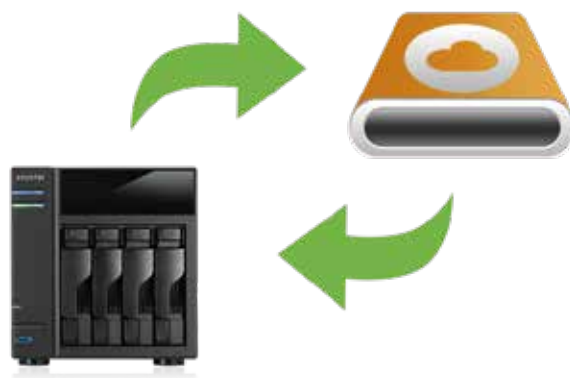
Time Machine Backup

Mac lovers rejoice! You can use your Mac's built-in backup, Time Machine, to easily back up your Mac to an ASUSTOR NAS. All ASUSTOR NAS devices have been optimized for use with Time Machine, providing Mac lovers with a familiar and easy to use backup solution.



One Touch Backup

Simply plug your USB storage device or camera into the ASUSTOR NAS and push the backup button. Your data will then be copied to a location on the NAS that you specify. Your photos and data are precious - ASUSTOR NAS ensures that they are protected with just the push of a button.



External Backup

All ASUSTOR NAS support the SuperSpeed USB 3.0 interface. When you need to copy files from your NAS to an external device for sharing or exchange, you can make use of a multitude of transmission interfaces supported by ASUSTOR NAS (USB 3.0, USB 2.0 and eSATA¹) to quickly get the job done.



Internal Backup

Using the internal backup function allows users to completely utilize the SATA interface's 6Gbps high speed transfers to backup data to MyArchive hard disks. No matter if it's confidential data storage or the archiving of video recording files, all can be scheduled to be backed up to MyArchive hard disks and then transferred to a secure location for safekeeping, meeting the goals of limitless expansion and off-site backup.

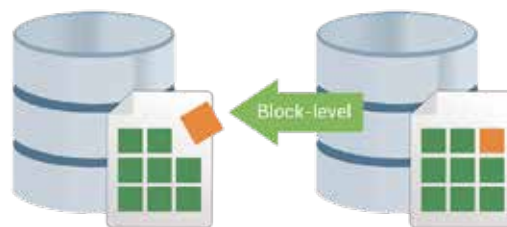


FTP Backup

FTP has always been a widely used and popular transfer protocol. ASUSTOR NAS's FTP Backup function may be used to complete tasks such as:

- The transfer or backup of the data from your NAS to an FTP server.
- Initiating downloads of data from an FTP server to your NAS

FTP Backup supports two-way data transfers, incremental backups and also the scheduling of your NAS to perform regular backup jobs. It effectively simplifies data backup while also substantially reducing the burden on IT staff.



Rsync Backup

Rsync is an application originally developed for UNIX that is usually used for backup and sync between two computers. By providing block level replication, Rsync is able to offer incremental backup. Incremental backup allows for successive backup jobs (after your first backup job) to only copy data that has changed since your last backup job. Rsync is suitable for use with files and data that are always changing. It lets you cut down on backup time while significantly reducing bandwidth usage.



Create a Hybrid Cloud, Protect and Secure Your Data

Now home and business users alike can back up the data from their ASUSTOR NAS to popular cloud storage services, such as Amazon S3, Google Drive, HiDrive, DropBox, OneDrive, further ensuring the protection of their data.



Mission Mode

Never again worry about your critical backup jobs stopping or failing to complete because your ASUSTOR NAS won't stop until it's 'mission complete'. Sometimes backup jobs may be stopped because of various connection problems with a busy server on the other end. For Rsync, FTP, external and cloud backups, ASUSTOR's Mission Mode allows you to configure the number of connection attempts and time interval for connection attempts, ensuring for the successful completion of your backup mission. This also gives IT administrators a significant amount of flexibility when configuring backup jobs.

Home Entertainment

A New Way to Use Your NAS's Local Display

There's no need to turn on your computer when you want to play videos or browse the internet. Simply connect your NAS to any HDMI ready display and leave the rest to the ASUSTOR Portal! Within the ASUSTOR Portal, you can directly browse the Internet

using the built-in Google Chrome / Chromium browser. No matter if it's logging in to ADM to manage your NAS, watching clips on YouTube or monitoring live feeds from Surveillance Center, the ASUSTOR Portal helps you get it done from the convenience of your TV.



Mobile YouTube Video Playback

After installing Media Cast from App Central, the Media Cast button will appear when using YouTube on your phone or tablet. Tap on this button and then select ASUSTOR NAS. You will now be able to use your phone or tablet to select videos and then have them played on your TV via your NAS's HDMI connection. During video playback, your mobile device can still be used to receive phone calls and open other apps without affecting playback from YouTube.

LooksGood

Your vast video collection on demand

Directly stream videos from your NAS to your Web browser and watch them instantly, instead of waiting for long downloads. No matter if it's 1080p high definition movies, TV series that you are addicted to or TV programs that you have recorded, they are all available to you on demand.

You can even select multilingual subtitles and different audio channels to enjoy videos in different languages. LooksGood truly provides you with a comprehensive online theatre experience.





Smart Video Management

Features three main built-in video library categories: Movies, TV Shows, and Home Movies. When you import videos from Looks-Good, it will automatically search for video information from TMDB.



Easy Streaming with Chromecast and DLNA

With just one touch you can stream videos from your NAS to Chromecast and DLNA. Get ready to enjoy your multimedia collection on a big screen TV with your friends and family! For a list of media types supported by Chromecast, please see: <https://developers.google.com/cast/docs/media>



Photo Gallery 2.0 Keeps Your Memories Alive

Photo Gallery is able to display the thousands of photos and videos on your NAS. The album and browse viewing modes, support for multi-level folder structures and sorting easily keep your photos and videos organized. The interactive comment section and one-click sharing to social media allows you to stay connected and share with family and friends. The free AiFoto mobile app also provides instant backup of any photos you take.



Simplified Management



Effective ADM Account Management

ADM's easy to use interface provides management tools for network users and groups, allowing IT administrators to configure different folder access rights for each ADM user and group. Via ADM's batch creation function, you can quickly create multiple regular sequential user accounts (e.g., student numbers). With regards to irregular non-sequential account creation, you can enter account data into a text file (*.txt, *.csv) and then import it into ADM to create accounts. During importation, the system will also check for the integrity of account data and indicate any errors making them convenient for system administrators to correct.




Online Capacity Expansion

Insufficient storage space forcing you to consider upgrading your NAS to one with more disk bays? ASUSTOR NAS supports online capacity expansion which means that you can easily swap out all your old disks for higher capacity ones without turning off your NAS. Now you can increase the storage capacity of your NAS without worrying about getting an entire new system.



Online RAID Migration

After using your NAS for a while you may be looking to upgrade the RAID level of your storage volumes in order to reap the benefits of increased data protection. However, you may be a bit apprehensive due to concerns about backing up or migrating your data. ASUS-TOR understands your needs, and provides you with online RAID migration which lets you migrate your storage volume's RAID level to a higher one while your NAS is still online. Your NAS remains completely operational and you will have full access to your files while migration is ongoing.



Seamless System Migration

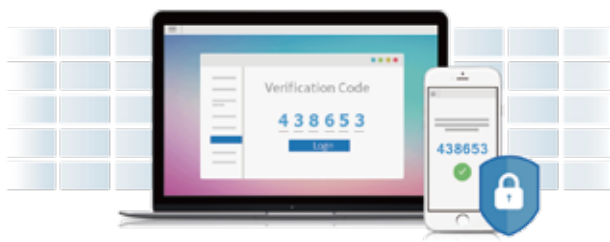
Outgrowing your system? Time for an upgrade? With ASUSTOR NAS, switching to a higher capacity NAS model is a piece of cake. When it's time to move your storage volumes to a new system, simply take out your existing hard drives and then insert them into the new system. That's it. Your new system will be up and running instantly.



Dr. ASUSTOR

As the name might suggest, Dr. ASUSTOR acts like a family physician and performs general checkups on all of your settings. If certain settings are found to be compromising the security of your system or data, Dr. ASUSTOR will provide you with the appropriate set of instructions to fully restore security and protection.

System & Data Security



2-Step Verification: Strengthen ADM Account Security

2-Step verification provides additional security for your ADM account. After configuration, in addition to your ADM account password, you will also need a phone verification code to sign in to ADM. With 2-step verification, you can protect ADM account privacy and ensure data security with both a password and your personal mobile device.

PPTP
L2TP/IPsec
OPENVPN

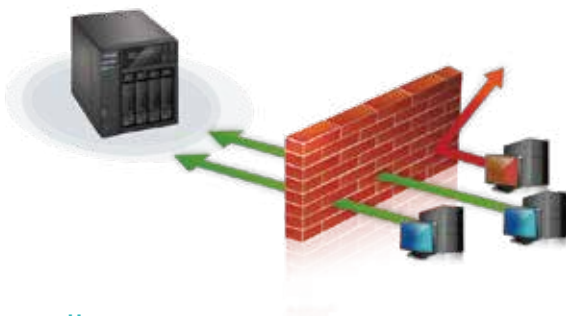


Secure Access with VPN Connections

You can choose to use the VPN client to ensure the security of your connections or use the NAS as a VPN server letting others connect to it. This way, remote users, branch offices, business partners and even employees on business trips can quickly establish secure connections. ASUSTOR's VPN service brings businesses a truly effective solution.

- Supports commonly used PPTP, OpenVPN and L2TP/IPsec protocols
- Ability to instantly view connections and disconnect suspicious connections when acting as a VPN server
- Supports ability to disconnect and automatically connect upon system startup when acting as a VPN client

System & Data Security



Firewall

Use ADM Defender's firewall to control access to your NAS. Ensure the security of your system by deciding who has access to your NAS and who doesn't.



Folder-Based AES 256-Bit Encryption

Your most important data deserves the best security. ASUSTOR NAS offers folder based military grade AES 256-bit encryption, giving you the type of security and privacy that you require for your most confidential data. All data stored in encrypted folders will be automatically encrypted and secured to the highest of standards. Should you ever lose your NAS or hard disks, you still needn't worry about your sensitive data falling into the wrong hands.



Added Flexibility for Remote Access Management

ADM further enhances the widely acclaimed Network Defender function. In addition to the existing automatic black list function, a trusted list is now provided. The trusted list can prevent trusted IP addresses from being automatically blocked in the event of too many inadvertent login failures. Furthermore, when manually defining the black and white lists, users can now specify the IP country of origin or area via the Geo IP expansion module in addition to specifying the IP address or segment, providing added flexibility.



Supports Let's Encrypt

The Certificate Manager in ASUSTOR NAS can directly connect to Let's Encrypt to generate a valid certificate and install it automatically. This helps you to enhance NAS security with an SSL connection in a fast and easy way at zero cost. Moreover, before the Let's Encrypt issued certificate expires, Certificate Manager can be configured to perform an automatic renewal.

Server Hosting



FTP Server

With FTP server, you will be able to access your NAS via FTP from almost anywhere in the world. No matter if you are on a business trip or vacation, or wish to share files with family and friends, all that's needed is a device with internet access and the data on your NAS can be accessed in no time.



Mail Server

The ability to send and receive email is fundamental to all businesses. However, expensive implementation costs and complicated management create barriers for most small and medium sized businesses. ASUSTOR's Mail Server offers a comprehensive and cost-effective solution that allows any business to easily maintain their own dedicated mail server.



DHCP Server

Every network device needs an IP address, but it would be a great hassle for IT personnel to configure everything manually. ASUSTOR NAS is now built-in with DHCP server functionality to automate the IP assignments on your network.



Web Server

No matter if it is a personal blog, company website, or e-commerce website, ASUSTOR NAS's Web Server function lets you host your very own website right on the NAS. Additionally, for users who wish to host more than one website, the Virtual Host function lets you host multiple websites on the ASUSTOR NAS. This provides for easy maintenance and significantly reduced server setup costs while offering data protection benefits as well.



Virtualization Solutions

Unified Storage

iSCSI and NFS are primary datastore solutions for virtual environments and are also important in spreading the use of virtualization as a whole. When compared with other storage

mediums, ASUSTOR NAS can offer an optimal price/performance ratio and value which is of particular importance to small and medium businesses.

Comparison between Unified Storage and traditional storage devices:

	FC SAN	iSCSI	NAS (NFS, CIFS)	Unified Storage
Performance	Excellent	Good	Good	Good
Protocol Level	Block	Block	File	Block & File
Cost	\$\$\$\$\$	\$\$\$\$	\$\$	\$\$\$

Flexibly Manage Virtual Disks

Now, you no longer need to add new hard disks when expanding the storage space of a single workstation or worry about idle disk space on a single machine that is using a large capacity hard disk. ASUSTOR NAS's iSCSI target service can provide independent storage spaces for individual workstations over a network. Users will be able to use iSCSI connected hard disks as they would a local hard disk. Furthermore, ASUSTOR NAS also provides flexible management by supporting functions such as the mounting of multiple LUNs to the same iSCSI target and changing LUNs between different iSCSI targets.

iSCSI LUN Thin Provisioning

Thin provisioning consists of 2 features: on-demand allocation and over-allocation. When first creating LUNs, administrators assign its capacity. However, the actual used capacity will be determined by the amount of stored data. The extra capacity that hasn't been taken up can then be used by other servers or applications, achieving maximum efficiency. When remaining storage capacity is insufficient, the online RAID capacity expansion function can be used to expand capacity without stopping service on the NAS.

Secure Storage Mechanism

ASUSTOR NAS supports two types of access protection mechanisms that help to secure your iSCSI connection deployments:

Target masking: Only designated workstations can connect to the specified iSCSI target.

CHAP authentication: Verifies the identity of the user via a configured username and password.



iSCSI LUN Snapshots

ASUSTOR's snapshot technology provides almost instantaneous creation of snapshots. It saves a significant amount of time and storage capacity when compared with traditional LUN backups. Should files become damaged or corrupted, the simple and intuitive interface allows administrators to quickly restore data, completing disaster recovery in the fastest time possible and providing uninterrupted service.

Configuring scheduled iSCSI LUN snapshots allows the system to automatically take regular snapshots based on the specified time period, providing continuous protection of LUN data without needing any manual operation or significantly affecting system performance.

Virtualbox + ASUSTOR Portal = PC



Turning your NAS into a computer with 24/7 availability and tremendous energy efficiency is no longer just a dream. With VirtualBox, you can install all different types of operating systems to your NAS, creating virtual machines. After creating a virtual machine, your NAS can become your personal computer. No matter if its sending emails, editing Word, Excel or PowerPoint files, or even Skype, all can be done on one machine.

In addition to using virtual machines locally via HDMI, you can also remotely use ADM to open already installed operating systems in VirtualBox or use any mobile device (notebook, phone, tablet) as your mobile virtual machine. This makes it convenient for small and medium businesses to perform tasks such as hosting websites, IT management, Web development, application design or even basic word processing, effectively reducing operating costs and optimizing usage of resources.

Linux Center



Linux Center is ASUSTOR's latest NAS App and can be downloaded and installed under the ASUSTOR Apps section in App Central. ASUSTOR NAS users can now run the native Linux system on their NAS, enjoying the rich variety of Linux apps. Linux Center features easy installation without extra configurations and compatibility with HDMI output. It effectively turns the NAS into a computer with unlimited possibilities.

ASUSTOR Exclusive



MyArchive



The MyArchive function allows you to use hard disks as removable storage archives. Enjoy “plug and play” convenience as you swap between different data collections.

- Number of MyArchive disk bays: N-1
- Self-defined alias name for each MyArchive drive
- Supported file system formats: EXT4, NTFS, HFS+
- Supports AES 256-bit encryption in EXT4 format
- Supports USB device binding as a physical encryption key



Searchlight

Can't find that song on your NAS that you want to share? Use Searchlight to instantly find that song and send a Share Link to your friend! Developed by ASUSTOR, Searchlight is a rapid search technology that is built into ADM and provides quick and precise searches allowing you to easily find the files that you need. Searchlight also features instant file previewing and fuzzy searches, substantially increasing your efficiency and productivity.



System Sleep Mode (S3)

ASUSTOR NAS is the first NAS in the world to feature System Sleep Mode (S3) and instant wake. When your NAS is not in use you can lower its power consumption by putting it into Sleep Mode. In addition to extending the life of the system and hard disks, this feature can also help you save a significant amount on energy costs.

Surveillance

Worried about leaving your home unattended? Keep an eye on the most important things with Surveillance Center. Surveillance Center's fully optimized interface allows you to simultaneously view live feeds from up to 4 IP cameras, take snapshots and control the pan tilt and zoom functions of all cameras giving you complete peace of mind.



Cross-Platform Browsing

No matter if you are using a PC or Mac, you can still use popular Web browsers for seamless operation.

* Supports Chrome, Microsoft Edge, Internet Explorer, Firefox on Windows and Safari and Firefox on Mac OSX

Multi-Stream

Want high resolution recordings but worried about choppy video when viewing surveillance feeds remotely? Surveillance Center now supports 3 independent video streaming modes*, allowing administrators to configure default resolutions for recordings and viewing feeds remotely. Users can select appropriate resolutions based on network bandwidth and the number of channels that they are viewing, optimizing video streaming under different network bandwidth limitations.

* Number may vary according to camera brand.

Smart Passive & Active Recording Modes

Surveillance Center provides a variety of passive and active recording modes, no matter if you require, scheduled recording for a specific time period, or recording only once an event has occurred, Surveillance Center is able to meet your needs.

Instant Notifications

The comprehensive event notification system allows you to configure push notifications, emails or SMS messages according to individual cameras and events. When a specified event occurs, the system will immediately send a notification to you.

Automated Event Action Rules

The automated event action rules allow administrators to customize alarm handling rules. When an event occurs, the system can select different measures to handle the situation based on the type of event that occurred or the time the event occurred.




Role-based Access Control






The role based access control allowing administrators to create roles for users according to their responsibilities, administrative tasks that they are able to execute, and the camera feed playback and administrative functions available to them.

Local HDMI Output

Connect your NAS to an HDMI monitor or HD TV and Surveillance Center can provide high resolution video feed monitoring through ASUSTOR Portal. You can also directly search and playback specific recording files via the timeline or calendar and listen to live audio as well!

Hardware Specifications

Home						
						
	AS1002T	AS1004T	AS3102T	AS3104T	AS3202T	AS3204T
Processor	Marvell ARMADA-385 1GHz Dual-Core Processor		Intel Celeron 1.6GHz Dual-Core Processor (burst up to 2.08~2.48GHz)		Intel Celeron 1.6GHz Quad Core Processor (burst up to 2.24 Hz)	
Memory	512 MB DDR3 (non-upgradeable)		2GB DDR3L (non-upgradeable)		2GB DDR3L (non-upgradeable)	
Internal Disk*	2 x SATA3 6Gb/s; 3.5" HDD	4 x SATA3 6Gb/s; 3.5" HDD	2 x SATA3 6Gb/s; 3.5" HDD	4 x SATA3 6Gb/s; 3.5" HDD	2 x SATA3 6Gb/s; 3.5" HDD	4 x SATA3 6Gb/s; 3.5" HDD
External Device Interface	2 x USB 3.0 (Front x1 ; Rear x1)		3 x USB 3.0 (Front x1 ; Rear x2)		3 x USB 3.0 (Front x1 ; Rear x2)	
LAN Port	1 x Gigabit		1 x Gigabit		1 x Gigabit	
Dimensions (HxWxD)	165 x 102 x 218 mm	165 x 164 x 218 mm	165 x 102 x 218 mm	165 x 164 x 218 mm	165 x 102 x 218 mm	165 x 164 x 218 mm
Weight	0.99 kg / 2.18 lb	1.5 kg / 3.3 lb	1.17 kg / 2.58 lb	1.6 kg / 3.53 lb	1.17 kg / 2.58 lb	1.6 kg / 3.53 lb
Power	External Power Adapter: 65 W	External Power Adapter: 90 W	External Power Adapter: 65 W	External Power Adapter: 90 W	External Power Adapter: 65 W	External Power Adapter: 90 W
Operation	13.2 W	24.4 W	13.7 W	24.5 W	16.4 W	27 W
Disk Hibernation	6.6 W	11.5 W	7.47 W	11.1 W	7.75 W	11.4 W
Sleep Mode (S3)	No Sleep Mode	No Sleep Mode	0.69 W	0.69 W	0.79 W	0.79 W
Volume Type	Single, JBOD, RAID 0 / 1	Single, JBOD, RAID 0 / 1 / 5 / 6 / 10	Single, JBOD, RAID 0 / 1	Single, JBOD, RAID 0 / 1 / 5 / 6 / 10	Single, JBOD, RAID 0 / 1	Single, JBOD, RAID 0 / 1 / 5 / 6 / 10
HD Display	-		1 x HDMI 1.4b			
Infrared Receiver	-		Yes			
Audio Output	-					
Disk Tray Lock	No HDD Tray					
LCD Panel	-					






Power User / SOHO / SMB				Expansion Unit	
			 New	 New	 New
	AS6208T	AS6210T	AS6302T	AS6404T	AS6004U
Processor	Intel® Celeron 1.6 GHz Quad Core Processor (burst up to 2.24 GHz)		Intel® Celeron 2.0 GHz Dual-Core Processor (burst up to 2.5 GHz)	Intel® Celeron 1.5 GHz Quad Core Processor (burst up to 2.3 GHz)	External Ports
Memory	4GB SO-DIMM DDR3L (Expandable. MAX. 8GB, 4GB x 2)		2GB DDR3L (Expandable. MAX. 8GB, 4GB x 2)	8GB DDR3L (Expandable. MAX. 8GB, 4GB x 2)	USB 3.0 Type B
Internal Disk*	8 x SATA3 6Gb/s; 3.5"/2.5" HDD/SSD	10 x SATA3 6Gb/s; 3.5"/2.5" HDD/SSD	2 x SATA3 6Gb/s; 3.5"/2.5" HDD/SSD	4 x SATA3 6Gb/s; 3.5"/2.5" HDD/SSD	Maximum Internal Raw Capacity
External Device Interface	3 x USB 3.0 (Front x1; Rear x2), 2 x USB2.0, 2 x eSATA		3 x USB 3.0 Type A (Front x1; Rear x2), 1 x USB3.0 Type C		40 TB (10TB HDD x 4)
LAN Port	4 x Gigabit		2 x Gigabit (Wake On Wan)		Internal Disk*
Dimensions (HxWxD)	215.5 x 293 x 230 mm		163.5 x 108 x 230 mm	185.5 x 170 x 230 mm	4 x SATA3 6Gb/s; 3.5"/2.5" HDD/SSD
Weight	6.2 kg / 13.67 lbs	6.4 kg / 14.1 lbs	2 kg / 4.41 lb	2.9 kg / 6.39 lb	Dimensions (HxWxD)
Power	Internal Power Supply: 250 W		External Power Adapter: 65 W	External Power Adapter: 90 W	Weight
Operation	59.5 W	68.3 W	13.8 W	24 W	2.7 kg / 5.95 lbs
Disk Hibernation	31.2 W	34.4 W	7.2 W	11.2 W	Disk Tray Lock
Sleep Mode (S3)	1.5 W	1.5 W	0.34 W	0.44 W	Yes
Volume Type	Single, JBOD, RAID 0 / 1 / 5 / 6 / 10, RAID 1 / 5 / 6 / 10 + Hot Spare		Single, JBOD, RAID 0 / 1	Single, JBOD, RAID 0 / 1 / 5 / 6 / 10, RAID 1 / 5 + Hot Spare	Front Panel LED
HD Display	1 x HDMI 1.4b		1 x HDMI 2.0		Power, Status, Link, Alert, HDD
Infrared Receiver	Yes		Yes		Power Supply
Audio Output	1 x S / PDIF		1 x S / PDIF		External Power Adapter: 90W
Disk Tray Lock	Yes		-	Yes	Volume Type
LCD Panel	Yes		-	Yes	Single, JBOD, RAID 0 / 1 / 5 / 6 / 10, RAID 1 / 5 + Hot Spare
Service LED	-		-		

Power User / SOHO / SMB

	 AS6102T	 AS6104T	 AS6202T	 AS6204T
Processor	Intel® Celeron 1.6 GHz Dual-Core Processor (burst up to 2.08~2.48 GHz)		Intel® Celeron 1.6 GHz Quad Core Processor (burst up to 2.08~2.24 GHz)	
Memory	2GB SO-DIMM DDR3L (Expandable. MAX. 8GB, 4GB x 2)		4GB SO-DIMM DDR3L (Expandable. MAX. 8GB, 4GB x 2)	
Internal Disk*	2 x SATA3 6Gb/s; 3.5"/2.5" HDD/SSD	4 x SATA3 6Gb/s; 3.5"/2.5" HDD/SSD	2 x SATA3 6Gb/s; 3.5"/2.5" HDD/SSD	4 x SATA3 6Gb/s; 3.5"/2.5" HDD/SSD
External Device Interface	3 x USB 3.0 (Front x1; Rear x2), 2 x USB2.0, 2 x eSATA		3 x USB 3.0 (Front x1; Rear x2), 2 x USB2.0, 2 x eSATA	
LAN Port	2 x Gigabit		2 x Gigabit	
Dimensions (HxWxD)	163.5 x 108 x 230 mm	185.5 x 170 x 230 mm	163.5 x 108 x 230 mm	185.5 x 170 x 230 mm
Weight	2 kg / 4.41 lb	2.9 kg / 6.39 lb	2 kg / 4.41 lb	2.9 kg / 6.39 lb
Power	External Power Adapter: 65 W		External Power Adapter: 65 W	
Operation	16.6 W		16.6 W	
Disk Hibernation	9.5 W		9.5 W	
Sleep Mode (S3)	0.96 W		0.96 W	
Volume Type	Single, JBOD, RAID 0 / 1	Single, JBOD, RAID 0 / 1 / 5 / 6 / 10, RAID 1 / 5 + Hot Spare	Single, JBOD, RAID 0 / 1	Single, JBOD, RAID 0 / 1 / 5 / 6 / 10, RAID 1 / 5 + Hot Spare
HD Display	1 x HDMI 1.4b		1 x HDMI 1.4b	
Infrared Receiver	Yes		Yes	
Audio Output	1 x S / PDIF		1 x S / PDIF	
Disk Tray Lock	-		Yes	
LCD Panel	-		Yes	

*Disk not included. Check www.asustor.com for compatible disk models.

Enterprise

	 AS7004T	 AS7008T	 AS7010T	 AS6204RS/AS6204RD	 AS7009RD/AS7009RDX
Processor	Intel® Core i3 3.5 GHz Dual-Core Processor	Intel® Core i5 3.0 GHz Quad Core Processor	Intel® Core i3 3.5 GHz Dual-Core Processor	Intel® Core i5 3.0 GHz Quad Core Processor	Intel® Celeron 1.6GHz Quad Core Processor (burst up to 2.24GHz)
Memory	2 GB SO-DIMM DDR3 (Expandable. MAX. 16GB)	8 GB SO-DIMM DDR3 (Expandable. MAX. 16GB)	2 GB SO-DIMM DDR3 (Expandable. MAX. 16GB)	2 GB SO-DIMM DDR3 (Expandable. MAX. 16GB)	4GB SO-DIMM DDR3L (Expandable. MAX. 8GB, 4GB x 2)
Internal Disk*	4 x SATA3 6Gb/s; 3.5"/2.5" HDD/SSD	8 x SATA3 6Gb/s; 3.5"/2.5" HDD/SSD	10 x SATA3 6Gb/s; 3.5"/2.5" HDD/SSD	4 x SATA3 6Gb/s; 3.5"/2.5" HDD/SSD	12 x SATA3 6Gb/s; 3.5"/2.5" HDD/SSD
External Device Interface	3 x USB 3.0 (Front x1; Rear x2), 2 x USB 2.0, 2 x eSATA	3 x USB 3.0 (Front x1; Rear x2), 2 x USB 2.0, 2 x eSATA	3 x USB 3.0 (Front x1; Rear x2), 2 x USB 2.0, 2 x eSATA	4 x USB 3.0	4 x USB 3.0, 2 x eSATA
LAN Port	2 x Gigabit	2 x Gigabit	2 x Gigabit	4 x Gigabit	4 x Gigabit
Expansion Slot	-	1 x for optional expansion 10-GbE card	-	-	2 x for optional expansion 10-GbE / SAS card
Dimensions (HxWxD)	185.5 x 170 x 230 mm	215.5 x 293 x 230 mm	215.5 x 293 x 230 mm	44 x 439 x 515 mm	88 x 439 x 535 mm
Weight	3.9 kg / 8.6 lb	7.2 kg / 15.87 lb	7.4kg / 16.31lb	AS6204RS/AS6204RD 7.65 kg / 16.87 lb 9.2 kg / 20.28 lb	AS6212RD 12.7 kg / 27.99 lb
Power	Internal Power Supply: 250 W	Internal Power Supply: 350 W	Internal Power Supply: 350 W	Internal Power Supply: 250 W	Internal Power Supply: 350 W
Operation	39.1 W	80.3 W	99.2 W	35.5 W	49.5 W
Disk Hibernation	29.4 W	43.7 W	54.4 W	21.9 W	36.7 W
Sleep Mode (S3)	1.8 W	1.97 W	1.97 W	1.5 W	7.7 W
Volume Type	Single, JBOD, RAID 0 / 1 / 5 / 6 / 10, RAID 1 / 5 + Hot Spare	Single, JBOD, RAID 0 / 1 / 5 / 6 / 10, RAID 1 / 5 / 6 / 10 + Hot Spare	Single, JBOD, RAID 0 / 1 / 5 / 6 / 10, RAID 1 / 5 + Hot Spare	Single, JBOD, RAID 0 / 1 / 5 / 6 / 10, RAID 1 / 5 / 6 / 10 + Hot Spare	Single, JBOD, RAID 0 / 1 / 5 / 6 / 10, RAID 1 / 5 / 6 / 10 + Hot Spare
HD Display	1 x HDMI 1.4a	1 x HDMI 1.4a	1 x HDMI 1.4a	1 x HDMI 1.4b	1 x HDMI 1.4a, 1 x VGA
Infrared Receiver	Yes	Yes	Yes	-	-
Audio Output	1 x S / PDIF	1 x S / PDIF	1 x S / PDIF	-	-
Service LED	-	-	-	Yes	Yes
Redundant Power Supply	-	-	-	-	Yes
Disk Tray Lock	Yes	Yes	Yes	Yes	Yes
LCD Panel	Yes	Yes	Yes	-	-

asustor

ASUSTOR Inc.

3F., No.136, Daye Rd.,
Beitou Dist., Taipei City ,
Taiwan

+886 2 7737 0888

WWW.ASUSTOR.COM



FORUM.ASUSTOR.COM



ASUSTOR.INC



[ASUSTOR NAS](#)



[ASUSTOR](#)